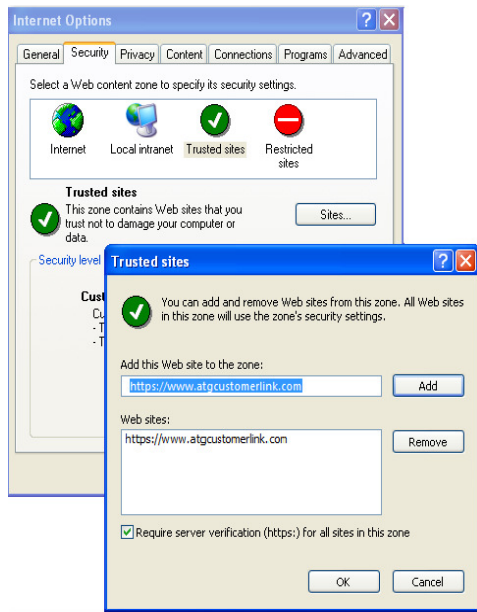


Before entering the site please follow the steps outlined below

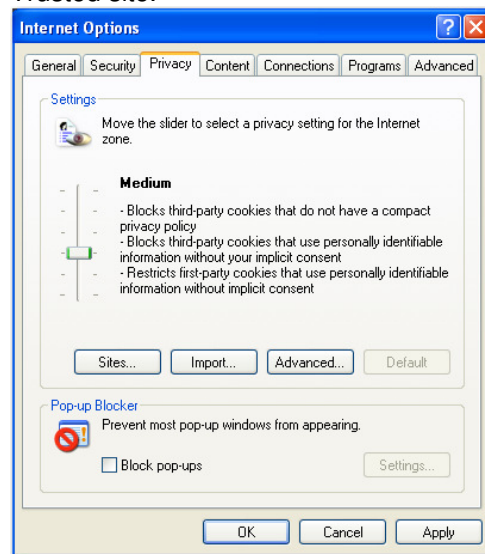
1. **Trusted Sites**

Tools →Internet Options →Security Tab →Trusted Sites Icon →Sites Button →Type in: <https://www.ATGCustomerLink.com>



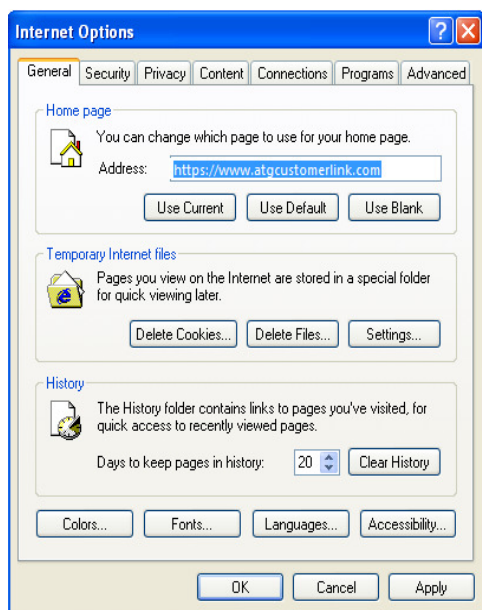
4. **Adjust cookie settings to “Medium or lower” & Turn OFF pop up blocker**

Tools →Internet Options →Privacy Tab →Slide ruler should be Medium or lower if www.ATGCustomerLink.com must be added as a Trusted site.



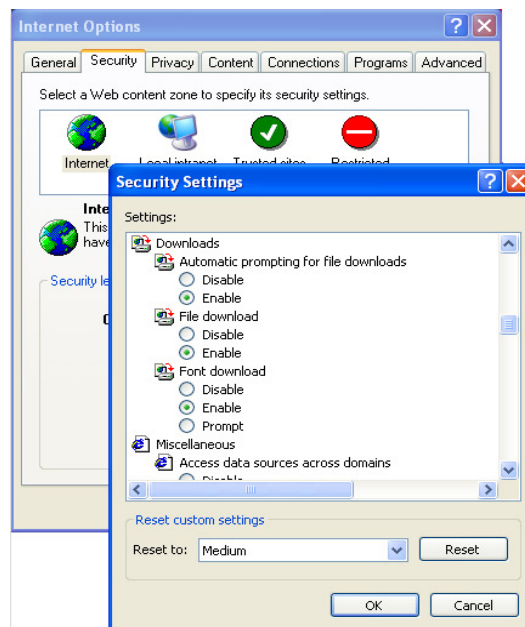
2. **Delete all temporary internet files**

Tools →Internet Options →General Tab →Temporary Internet Files →Delete Files → Delete Cookies



5. **Download Settings**

Tools →Internet Options →Security Tab →Local Internet Icon →Custom Level Button. (**Consignment Agents only**)



3. **Validate Settings - Check for New Versions**

Tools →Internet Options →General Tab →Settings →Check “Every Visit to the Page”

